


Core Skills Page 26

- The instructor's workplace (30 – 50 minutes) [Page 37](#)
- Introducing lessons (20 - 30 minutes) [Page 47](#)
- Basic talk-through (90 - 120 minutes) [Page 57](#)
- Using teaching aids (20 - 30 minutes) [Page 65](#)
- Watching the learner (90 - 120 minutes) [Page 75](#)
- Watch and speak (30 - 40 minutes) [Pages 75 -](#)
- Full briefings (60 - 90 minutes) [Page 101](#)
- Identifying Common Driver Errors (40 - 60 minutes) [Page 115](#)
- Dual-controls (30 - 40 minutes) [Page 125](#)
- Feedback (60 - 90 minutes) [Page 135](#)
- Q & A (90 - 120 minutes) [Page 153](#)
- ASDA - Remedial action & Job Sharing (40 - 60 minutes) [Page 173](#)
- Using demonstration (20 - 30 minutes) [Page 191](#)
- MSPSL/Keeping control (40 - 60 minutes) [Page 209](#)


The Instructor's workplace

Page 37


The Instructors role



The in-car environment



The instructors seat




Core Skills Page 26

- Introducing lessons (20 - 30 minutes) Page 47
- Basic talk-through (90 - 120 minutes) Page 57
- Using teaching aids (20 - 30 minutes) Page 65


Using teaching aids

Page 65


Introduction




Using visual aids




Introducing lessons with visual aids



Briefings with visual aids



VTS briefing practise



Using the VTS to ask questions

