



Welcome and Thankyou!

Training August and September 2017



House keeping

- No fire alarm test today
- Fire exits are....
- No Smoking
- Coffee/Tea/Lunch as we go through the day
- Toilets are
- Phones to silent please
- Questions – just ask....

Confidentiality agreements

Why.....

Thank you!! Fabulous job!



Who we are:



Blink and Driveschool Around The Bend – driving school



New Part 3

Crass Mistake or Fabulous Opportunity?

What we know/don't know

Money back Guarantee

(Including the VTS)


Insurance

- Our experience
- The Problem

Course Structure

- Route Planning/Directions
- Risk analysis
 - Why keep talking about Risk/danger/threats
- Core Skills
- Content Delivery + Skills
- Lesson Structure
- Test Preparation/Bringing their own Pupil

Route Directions – John’s way?



How relevant is Route Planning to the new part 3?

Group discussion –

Page 239 in guide + See Part 3 SC sheet.

Route Planning affects:

- What we teach
- What level of student
- Confidence
- Time of day
- Weather
- Ability/Level of customer
- Test
- Demonstration
- Risk
- Amendments
- We will be referring to Routes a lot!

Route Planning

- http://www.adimasterclass.co.uk/Members/saturday_archive/jan-2017/21_01_17_routes-1-2017.php
- http://www.adimasterclass.co.uk/Members/saturday_archive/jan-2017/28_01_17_routes-2-2017.php
- http://www.adimasterclass.co.uk/Members/saturday_archive/feb-2017/04_2_17_routes-3-2017.php


Early discussion

- Number of days & split **Page 25 & 26 + 34 & 35**
- What Learner are they bringing (FLH- iCourse)?
- What are they teaching?
- What route are they planning?
- Importance of route planning discussion (by examples/photos?)


Giving route directions

Sheets


Introduction




Directions for simple left and right turns




Taking the second road to the left or right




More complex and different situations




Directions at Roundabouts



The timing of directions



Avoid misleading directions



Risk Analysis

P2 and P3

Standards check form

| RISK MANAGEMENT | | | | |
|---|--|--|--|--|
| Did the trainer ensure that the pupil fully understood how the responsibility for risk would be shared? | | | | |
| Were directions and instructions given to the pupil clear and given in good time? | | | | |
| Was the trainer aware of the surroundings and the pupil's actions? | | | | |
| Was any verbal or physical intervention by the trainer timely and appropriate? | | | | |
| Was sufficient feedback given to help the pupil understand any potential safety critical incidents? | | | | |
| Score for risk management | | | | |

| REVIEW | YES | NO |
|---|-----|----|
| Did the trainer score 7 or less on Risk Management? (A 'Yes' response to this question will result in an automatic Fail) | | |
| At any point in the lesson, did the trainer behave in a way which put you, the pupil or any third party in immediate danger, so that you had to stop the lesson? (A 'Yes' response to this question will result in an automatic Fail) | | |
| Was advice given to seek further development? | | |